

Budget Brief



The Connecticut Budget Through the Eyes of Our Children

Kids Need After School & Summer Programs



“Students in quality after-school programs have better academic performance, behavior and school attendance and greater expectations for the future.”

--U.S. Departments of Education and Justice, 2000

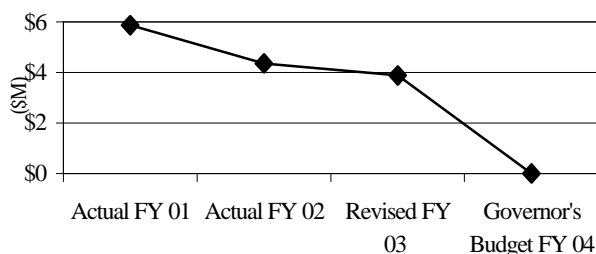
More than **7 in 10** Connecticut children *ages 6-17* live in families where **both parents, or the only parent, work full time.** (Census 2000)

The most common activity for children after school is **watching television—23 hours each week** on average. (A.C. Nielsen and Company, 2002)

Children are at greater risk of being involved in crime, substance abuse, and teenage pregnancy in the hours after school. (National Center for Juvenile Justice, 1999)

But...

State funding for after-school and summer programs is **being** eliminated including LEAP, Child and Youth Development Program, Boys and Girls Clubs, and Neighborhood Youth Centers.



Kids Need Affordable Housing

“Inadequate, crowded, or costly housing can pose serious problems to children’s physical, psychological, and material well-being.”

--America’s Children: Key National Indicators of Well-Being 2002



A Connecticut family must earn **\$35,422 per year (\$17 per hour)** to afford a modest **2-bedroom apartment.** Connecticut’s minimum wage is \$6.90 per hour. The median hourly wage in 2001 was \$16.15.

(National Low Income Housing Coalition, 2002; *State of Working CT*, 2002)

Nearly **1 in 5** people in Connecticut’s homeless shelters are **children.** (*State of Working CT*, 2002)

But...

Connecticut’s bond funds for housing have dropped sharply since the late 1980s – from **\$100 million** per year to an average of **\$5 million** per year. (*Mapping Change*, 2002)

The Governor’s proposed budget has **no bond funds at all** in FY05. (*Governor’s Budget Summary FY 2003-2005*)

(continued on Page 2)

Kids Need Economic Security

“The harshness of the lives of poor children and their tenuous hold on tomorrow cannot be countenanced by a wealthy nation, a caring people or a prudent society.”

--National Commission on Children, 1991

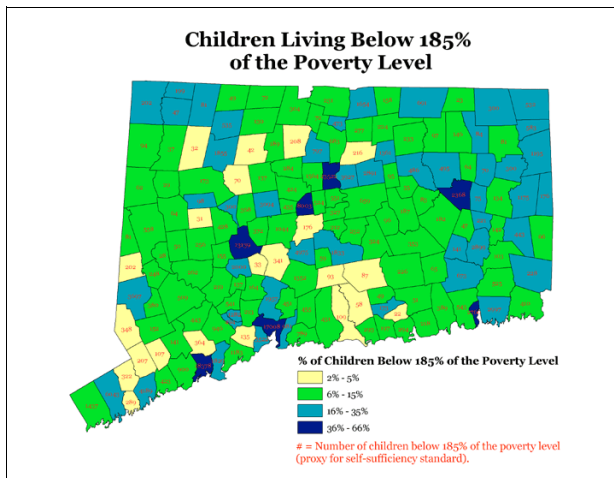
Children living in poverty have more health problems, poorer school outcomes, and face greater risks from living in unsafe communities. (ChildTrends DataBank, 2003)

Lower-wage families **lost ground** in the booming 1990's. (Economic Policy Institute, 2002)

Change in Annual Real Average Income

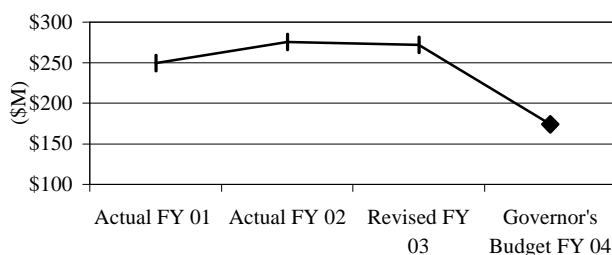
Income Quintile	Late 80's	Late 90's	Change
Lowest fifth	\$24,024	\$19,351	-19%
Second fifth	\$45,934	\$43,266	-6%
Top fifth	\$149,558	\$181,194	21%

Almost **200,000** Connecticut children & youth **live in or near poverty** (below 185% of the poverty level -- \$26,814 for a family of three). (Census 2002; Poverty Thresholds 2002)



But...

Connecticut is **cutting funding** for families in need, including SAGA, State Food Stamp Supple-



ment, Safety Net Services, Services to Persons with Disabilities, TFA, Housing/Homeless Services, Energy Assistance.

Kids Need Early Care & Education

“School readiness programs have proven themselves a success in closing the achievement gap -- particularly in our urban centers, where the promise of America still remains harder to grasp.”

--Governor John Rowland, 2003

Children in middle to upper income families enter kindergarten with a working vocabulary of **20,000 to 30,000** words. Their peers in lower income families start school with about **5,000** word vocabularies. (U.S. Department of Education, 1998)

More than **6 in 10** Connecticut children *under age 6* live in families where **both parents, or the only parent, work full time**. (Census 2000)

After housing, **early care** is the **largest expense** for families with young children. (Infoline 2000)

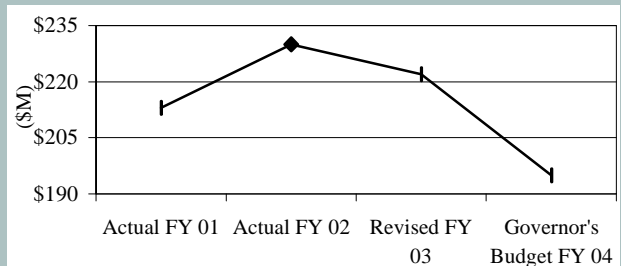
Early care for infants and toddlers costs **\$7,000 to \$15,000** or more per child, per year. (Infoline 2000)

But...

Even before the proposed cuts, **15,000** Connecticut 3 and 4 year olds still **needed access to school readiness programs**. (CT Department of Education, 2000)

The Governor's proposed budget would spend **\$30 million less** in child care subsidies than was spent in 2002 -- a 25% cut. (Governor's Budget Summary 2003-2005)

State funding for early care and education programs is **eroding** with cuts to School Readiness, Child Care Subsidies -- TANF/CCDBG, School Age Child Care Programs, Child Day Care Centers, Child Day Care Centers (payments to local gov'ts.),



Priority School Districts, Early Childhood Program, Head Start Services, Head Start Enhancement, Family Resource Centers, Early Reading Success.

Kids Need Healthcare



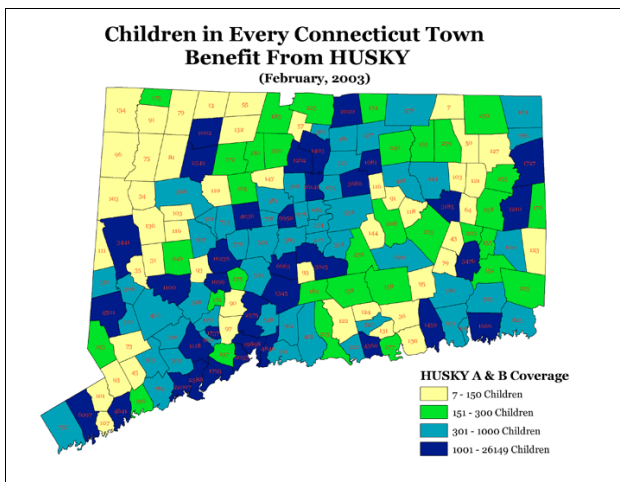
“Adequate health care is essential for every child. Without it, children may suffer enormously, losing the chance for a healthy start in life and a productive future.”
 --The State of America’s Children, 1998

Uninsured children are **7 times more likely** to go without needed medical care than children who have health insurance. (The Robert Wood Johnson Foundation, 2001)

Asthma in children has almost doubled since 1980. Currently, about **80,000** Connecticut children have **asthma** – as many as **1 in 3** in some urban areas. (Centers for Disease Control; Environment and Human Health Inc.; CT Children’s Medical Center)

About **175,000 Connecticut children and youth** have some type of mental health or substance abuse disorder that requires care. **More than half** receive **no care**. (The Governor’s Blue Ribbon Commission on Mental Health, 2000)

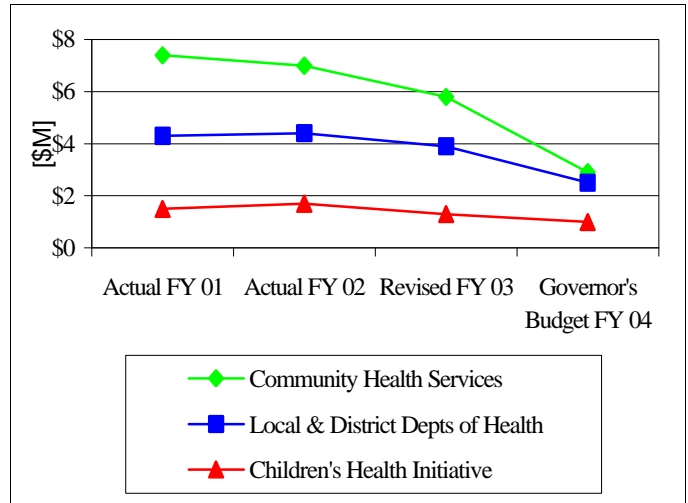
But...




Because of cuts to HUSKY, approximately **7,000 children** and **27,000 low-wage parents** risk losing their health coverage. (Governor’s Budget Summary FY2003-2005)

The Governor’s proposed budget suspends enrollment for HUSKY B. Each month, about **1,000 children** won’t be able to enroll. (Children’s Health Council, 2003)

State funding for other health programs is **eroding**.



Kids Need Equal Educational Opportunities



“Closing the achievement gap in Connecticut is the issue of the decade.”

--Commissioner Ted Sergi, 2002
 CT Department of Education

Students in our poorest school districts (ERG I)— as compared to those in our wealthiest (ERG A)— are:

- 2x** less likely to attend preschool
- 5x** less likely to pass the CMT at Grade 4
- 7x** less likely to pass the CMT at Grade 8
- 9x** less likely to pass the CAPT in Grade 10
- 17x** more likely to drop out of high school

(CT Department of Education, Strategic School Profiles 2000-2001)

More Education = Higher Earnings:

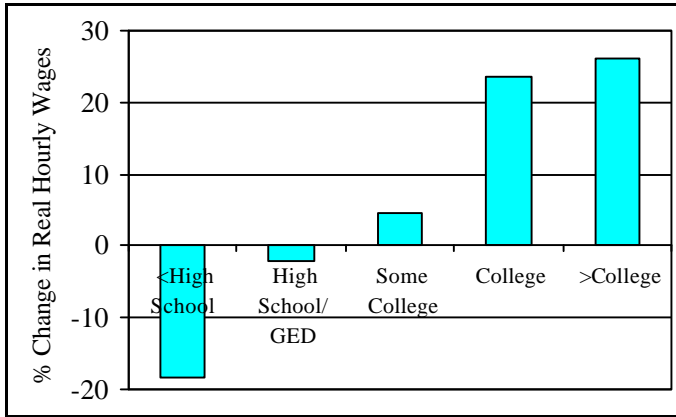
Median Annual Earnings for Full Time Work	
Less than high school	\$21,400
High School/GED	\$28,800
Some College, no Degree	\$32,400
Associates Degree	\$35,400
BA/BS Degree	\$46,300
Master’s Degree	\$55,300
Doctorate	\$70,500
Professional Degree	\$80,200

US Bureau of Labor Statistics, 2000 (For ages 25 and older)

“When the government helps students get through college, it is investing in the vitality of our nation.”
 --David Warren, President, National Association of Independent Colleges and Universities

Without a college education, families **lose** economic ground.

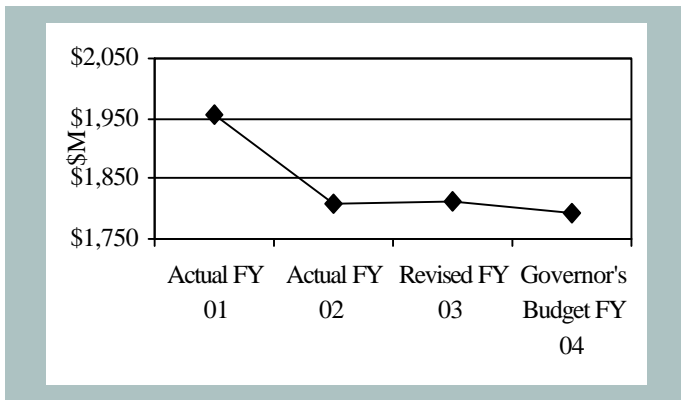
Change in Inflation-Adjusted Wages: 1979-2001




(The State of Working America 2002/2003, Economic Policy Institute)

But...

State funding for K-12 education is eroding.



And **need-based aid** for students in state public and independent colleges is being **cut**.



We Have a Choice In Connecticut

Connecticut is . . .

#1 in per capita income in the U.S.

#1 in median income for a family of four

#5 in percent of college-educated heads of households

(State of Working CT 2002; CT Family Assets: Asset Outcomes, 2002)



And Connecticut is . . .



The second *most frugal* state in the U.S. in state and local government spending—second only to New Hampshire. (The Connecticut Economy, 2002)

We Can Do Better For Our Children.



**CONNECTICUT
 VOICES
 FOR CHILDREN**

33 Whitney Avenue
 New Haven, CT 06510

Phone: 203-498-4240
 Fax: 203-498-4242
 Email: voices@ctkidslink.